




High Temperature. **Safety.**

M540

Lynx High Temperature Black and White
IR Camera Series



Nuclear
Power



Homeland
Security
& Defense



Industrial and
Manufacturing



Healthcare



Labs and
Education

OVERVIEW

The IST-Quadtek M540 series of near IR Black and White High-Temperature Cameras is designed to give you the flexibility to customize electronics, lenses, filters and other options to provide continuous monitoring of your process. Able to penetrate gaseous and fine particulate interferences, these cameras give a considerably improved image of furnace, boiler, ash hoppers, or other processes. Straight, oblique, or right angle lens tube options are available to offer more flexibility in mounting the camera.

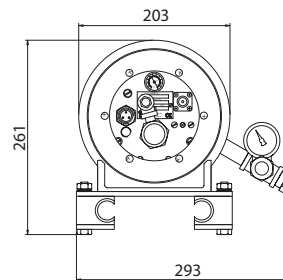
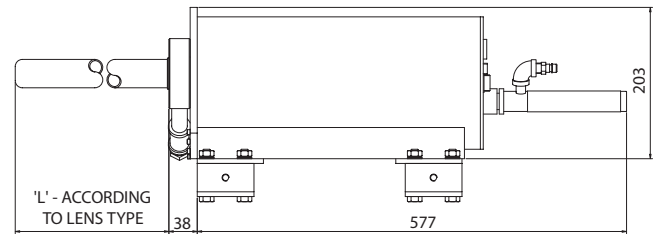
KEY FEATURES

- **Coal Fired Utility Boilers**
Excellent image quality and depth of field of the superheater tubes in the upper boiler.
- **Ash Hopper**
Allows the ash system operator to effectively monitor the behavior and trends of the build-up and the flow within the ash hopper.
- **Bubbling Fluidized Bed Boilers**
Unique OAL lens gives plan view of bed with simple through-wall camera installation. Helps operator to recognize build-up of cake in the sand bed

SPECIFICATIONS AND PERFORMANCE

Camera	
Power Requirements	110 - 230 VAC, 50 - 60 Hz
Camera Sensor	1/2" solid state image sensor
Sensor Resolution	>500 lines
Video	1.0 V P-P, 75 ohm, CCTV signal /VTE: EIA RS170 525 lines or /VTC: CCIR 625 lines
Control	/AIR: Remote iris adjustment (with M721 Remote Auto Iris Controller)

Lens	
Construction	Air or water cooled 304 stainless steel outer shroud. Sapphire window for maximum environmental protection.
Lens Options	/L: Straight view, /RAL: right angle with 90° offset optics, /OAL: oblique angle with 45° offset optics, /WCL: water cooled
Lengths	STD /L30: L=704mm (27.7") or /OAL30: L=678mm (26.7") Other lenses available. Please contact your sales representative.
Field of View	Wide: 75°H x 56°V Medium: 55°H x 42°V Narrow: 35°H x 26°V
Diameter	/L: 38mm (1.5") /RAL & /OAL: 51mm (2.0") /WCL: 57mm (2.25")
Cooling Requirements	Instrument quality air, 12-19 dm ³ /sec (25-40 SCFM) @ 34 - 103 kPa (5-15 psig required for straight view lens (to ISO 8573-1, Class 1•7•2)
Environment	1621°C (2950°F) with proper cooling
Thermocouple	/TJ: Type J thermocouple option /TK: Type K thermocouple option



Enclosure	
Construction	/CEI: Corrosion-resistant, insulated, air-cooled, NEMA 4; /CEW: Corrosion-resistant, water-cooled, NEMA 4
Cooling Type	/CCV: Vortex cooling 13 dm ³ /sec @ 690 kPa (25 SCFM @ 100 PSI); Instrument quality air required.
Ambient Environment	Max. 60°C (140°F) with negligible radiant heat load. Water cooled option available to handle high radiant heat environment

Mechanical	
Video Output Jack	Female PL-259 "UHF" type
Power Input Jack	Removable waterproof miniplug (JOY type TP, female 3-conductor; mating power cord provided)
Enclosure Cooling Input	1/4" brass quick-disconnect nipple; mating coupler (Snaptite BVHC4-4F) provided
Lens Cooling Input	1/2" brass quick-disconnect nipple; mating coupler (Snaptite BVHC8-8F) provided
Weight	30 pounds (14kg) for air-cooled configuration (lens and camera)

> UK - FARNBOROUGH

Mirion Technologies (IST) Ltd
2 Columbus Drive, Farnborough, Hampshire, GU14 0NZ
T: +44 1252 375137 | F: +44 1252 391890 | E: MirionUK@mirion.com

Per maggiori informazioni contattare:



Via Bizet, 44
20092 Cinisello Balsamo (MI)
Tel. 02 - 66.59.59.77
e-mail: infrared@inprotec-irt.it
Web: www.inprotec-irt.it

For additional information, please contact your Mirion Technologies representative; for any country not listed, email rees.sales@mirion.com.

Copyright © 2017 Mirion Technologies, Inc. or its affiliates. All rights reserved. Mirion, the Mirion logo, and other trade names of Mirion products listed herein are registered trademarks or trademarks of Mirion Technologies, Inc. or its affiliates in the United States and other countries. Third party trademarks mentioned are the property of their respective owners.

Specifications may vary according to system configuration. We reserve the right to modify or amend the information herein without prior warning. Please contact your Mirion representative for further information.

Mirion Technologies (IST) Ltd and Mirion Technologies (Imaging), LLC are ISO 9001:2008 certified companies (certificates available on request or at www.mirion.com).

Please note that the products and accessories described in this data sheet may be subject to UK export control or US re-export control. Please check with your authorized representative when enquiring about this product.